

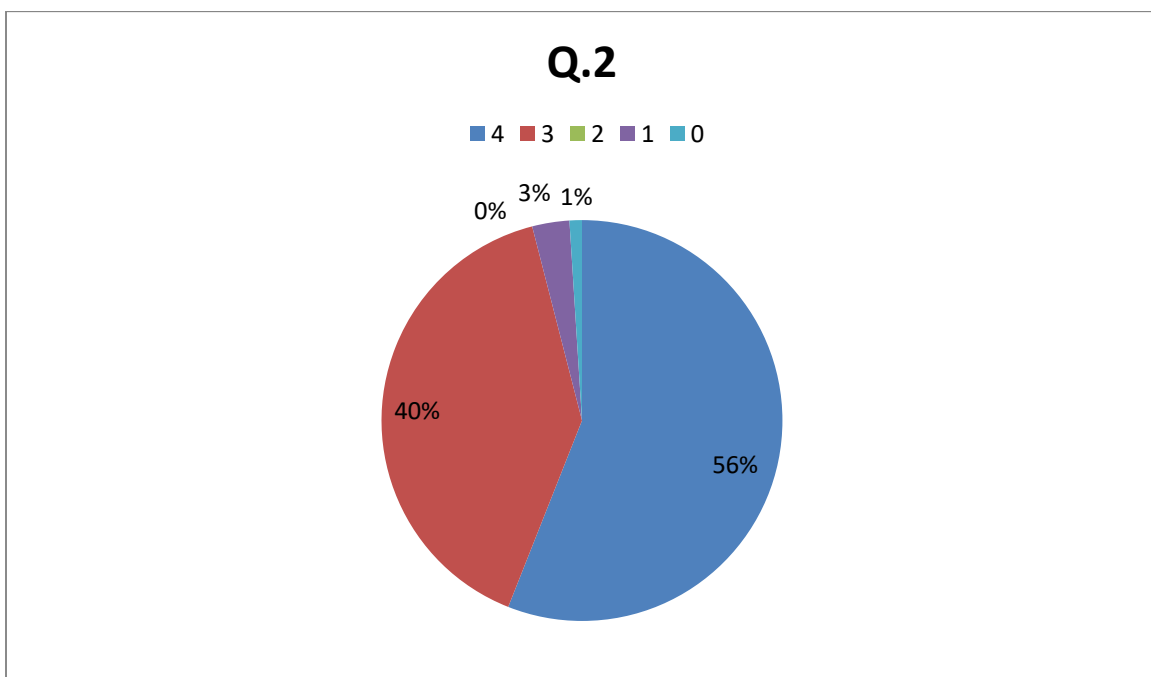
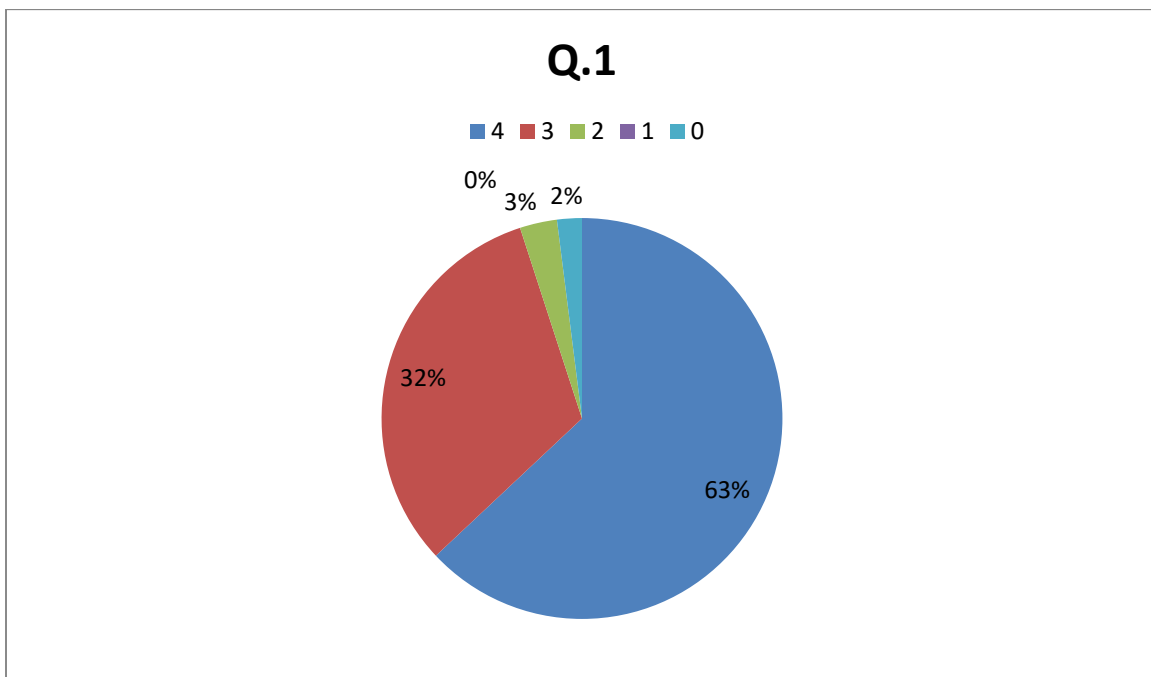
# I.P. (PG) College Campus-2 Bulandshahr-203001

## (NAAC – AQAR)

### Pie Chart Presentation Of the Student Satisfaction Survey (SSS) –Year (2021-22)

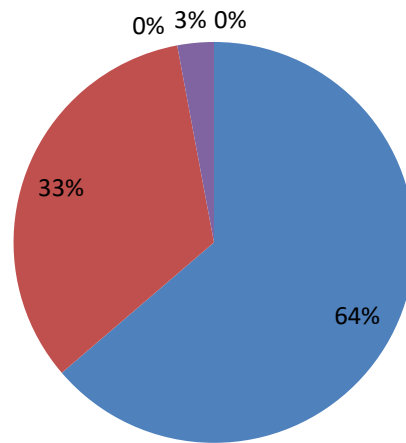
No. of Student- 100

No. of Multiple Choice Questions =20



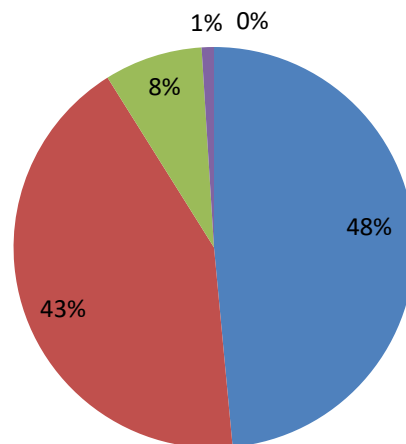
### Q.3

■ 4 ■ 3 ■ 2 ■ 1 ■ 0



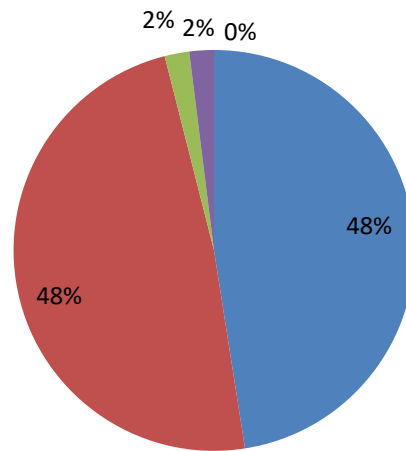
### Q.4

■ 4 ■ 3 ■ 2 ■ 1 ■ 0



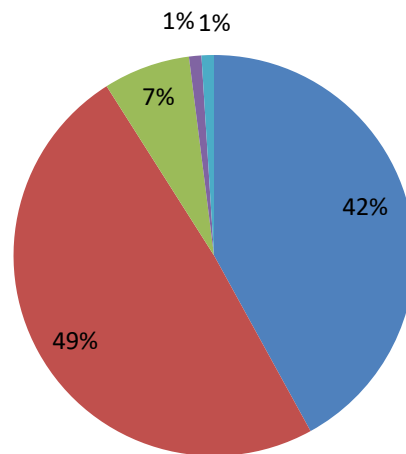
### Q.5

■ 4 ■ 3 ■ 2 ■ 1 ■ 0



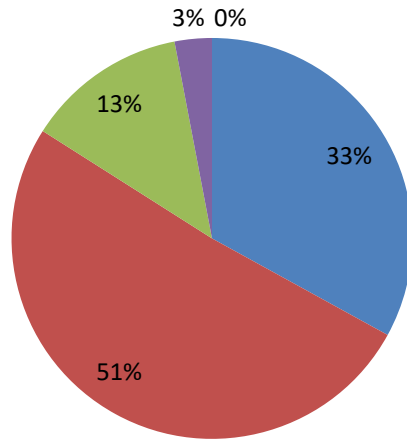
### Q.6

■ 4 ■ 3 ■ 2 ■ 1 ■ 0



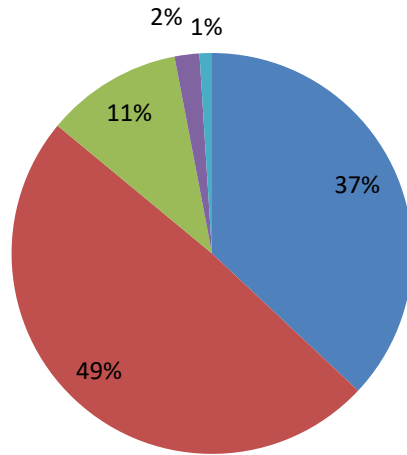
### Q.7

■ 4 ■ 3 ■ 2 ■ 1 ■ 0



### Q.8

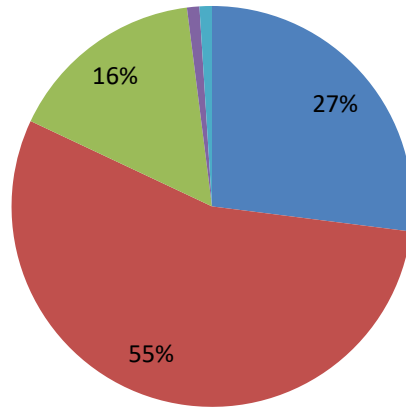
■ 4 ■ 3 ■ 2 ■ 1 ■ 0



### Q.9

■ 4 ■ 3 ■ 2 ■ 1 ■ 0

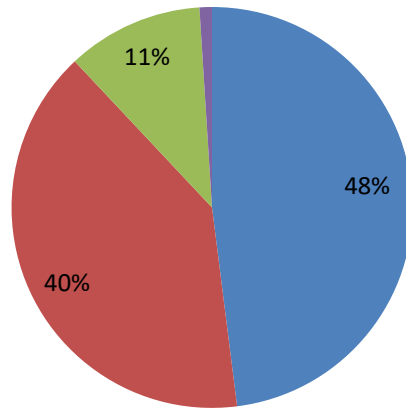
1% 1%



### Q.10

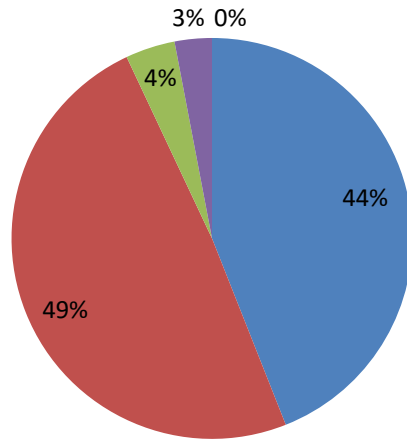
■ 4 ■ 3 ■ 2 ■ 1 ■ 0

1% 0%



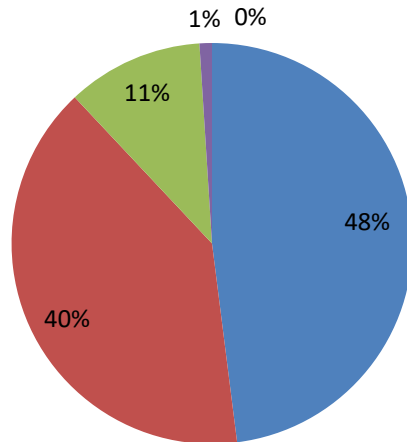
### Q.11

■ 4 ■ 3 ■ 2 ■ 1 ■ 0



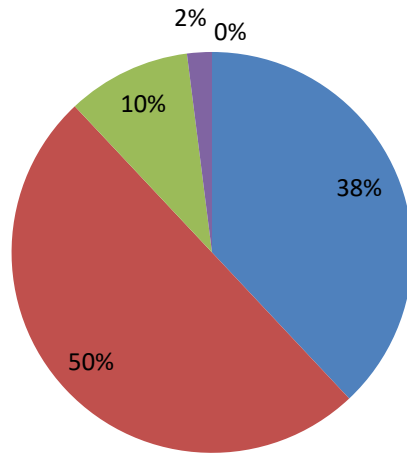
### Q.12

■ 4 ■ 3 ■ 2 ■ 1 ■ 0



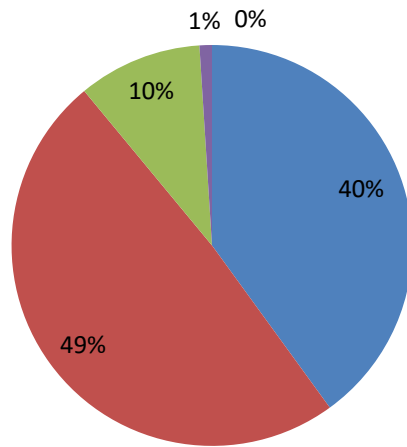
### Q.13

■ 4 ■ 3 ■ 2 ■ 1 ■ 0



### Q.14

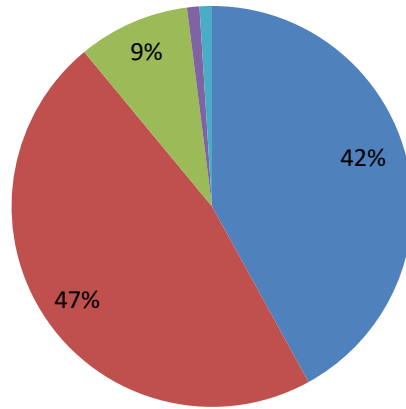
■ 4 ■ 3 ■ 2 ■ 1 ■ 0



### Q.15

■ 4 ■ 3 ■ 2 ■ 1 ■ 0

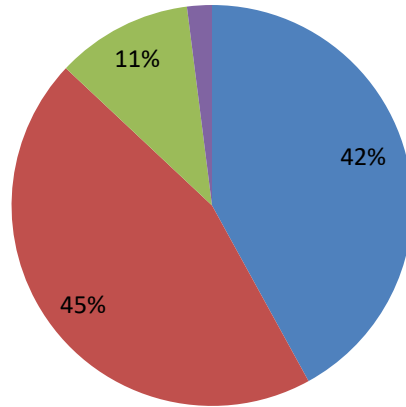
1% 1%



### Q.16

■ 4 ■ 3 ■ 2 ■ 1 ■ 0

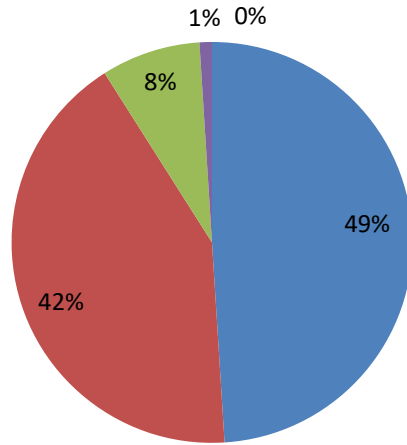
2% 0%





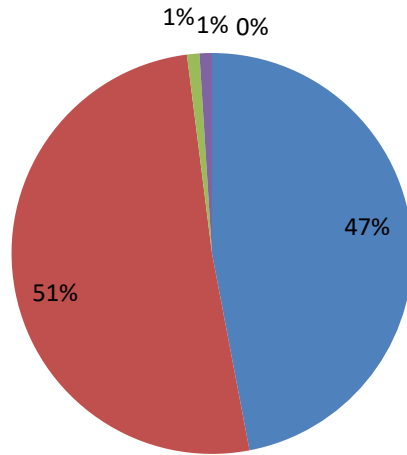
### Q.17

■ 4 ■ 3 ■ 2 ■ 1 ■ 0



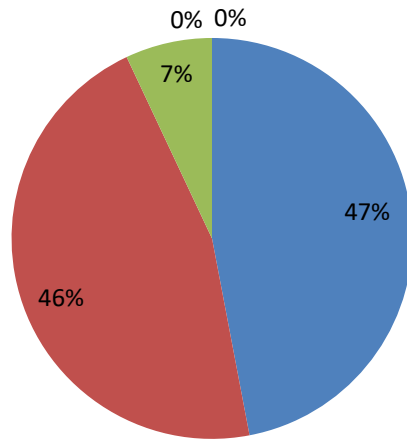
### Q.18

■ 4 ■ 3 ■ 2 ■ 1 ■ 0



### Q.19

■ 4 ■ 3 ■ 2 ■ 1 ■ 0



### Q.20

■ 4 ■ 3 ■ 2 ■ 1 ■ 0

